



Chelsea Riverview, William Morris Way, London, SW6 2UZ

£750 Per Week

COMING SOON

RIVER FACING APARTMENT

BRAND NEW ONE BED IN CHELSEA RIVERVIEW LOCATED IN A PRIME SW6 RIVERSIDE LOCATION

BE THE 1ST TO LIVE IN THIS RIVER SIDE DEVELOPMENT

AVAILABLE TO OCCUPY IN MARCH 26

FACILITIES INCLUDE EXCLUSIVE USE OF THE CHELSEA RIVERSIDE CLUB INC CINEMA, GYM, & LOUNGE


FURNISHED OR UN-FURNISHED

- CHELSEA RIVERSIDE
- AVAILABLE MARCH 26
- IMPERIAL WHF STATION MOMENTS AWAY
- NEXT TO IMPERIAL PARK
- PRIME SW6 LOCATION
- EXCLUSIVE ACCESS TO CHELSEA RIVERSIDE CLUB
- ZONE 2 LOCATION
- ONE BEDROOM APARTMENT
- DIRECT RIVER VIEWS FROM APARTMENT
- CONCIERGE, GYM, CINEMA & RESIDENTS LOUNGE


Chelsea Riverview, William Morris Way, London, SW6 2UZ



DEVELOPERS IMAGES



DEVELOPERS IMAGES



DEVELOPERS IMAGES



DEVELOPERS IMAGES



DEVELOPERS IMAGES



DEVELOPERS IMAGES



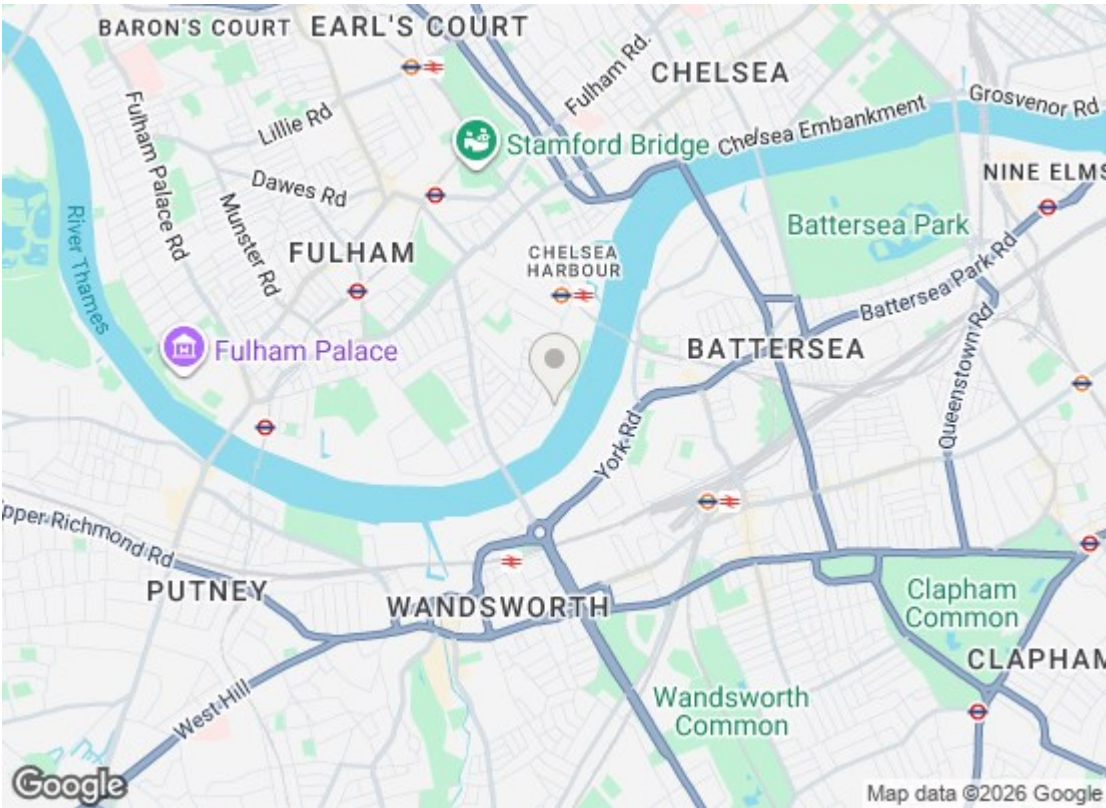
DEVELOPERS IMAGES



DEVELOPERS IMAGES



DEVELOPERS IMAGES



Energy Efficiency Rating		
	Current	Potential
Very energy efficient - lower running costs		
(92 plus) A		
(81-91) B		
(69-80) C		
(55-68) D		
(39-54) E		
(21-38) F		
(1-20) G		
Not energy efficient - higher running costs		
England & Wales		EU Directive 2002/91/EC
Environmental Impact (CO ₂) Rating		
	Current	Potential
Very environmentally friendly - lower CO ₂ emissions		
(92 plus) A		
(81-91) B		
(69-80) C		
(55-68) D		
(39-54) E		
(21-38) F		
(1-20) G		
Not environmentally friendly - higher CO ₂ emissions		
England & Wales		EU Directive 2002/91/EC

We have prepared these property particulars as a general guide to a broad description of the property. They are not intended to constitute part of an offer or contract. We have not carried out a structural survey and the services, appliances and specific fittings have not been tested. All photographs, measurements, floorplans and distances referred to are given as a guide only and should not be relied upon for the purchase of carpets or any other fixtures or fittings. Lease details, service charges and ground rent (where applicable) and council tax are given as a guide only and should be checked and confirmed by your Solicitor prior to exchange of contracts.